

If you have any questions, please contact me at jamie@teachmommyteach.com

Thank you for downloading!

You May:

- use these resources in your own home or classroom for non-commercial use.
- print as many copies as you would like.
- share the website link, <https://teachmommyteach.com/>, where this printable can be found, so that others can download the file.

You May NOT:

- sell, give away, or share a printed copy. Each person should download separately and print.
- print out a copy for multiple teachers, as in an entire school, co-op, or other group. Each teacher should download separately and print.
- link directly to the pdf. Instead, link to the page on <https://teachmommyteach.com/> or <https://teacherspayteacher.com/> where you found the download.
- claim this or any part of this printable as your own.
- alter this printable and claim it as your own.
- host any of the files on your personal or other websites that can be shared with others.
- Upload this resource to any file sharing sites

Credits!! Thank you Speaking of Images and Open Clipart!



<https://www.teacherspayteachers.com/Store/Speaking-Of-Images>



<https://openclipart.org/>

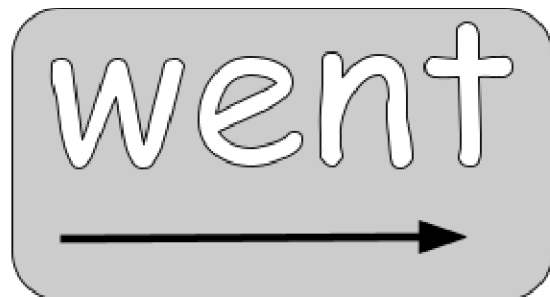

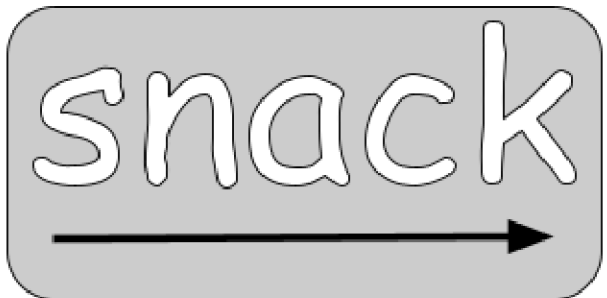

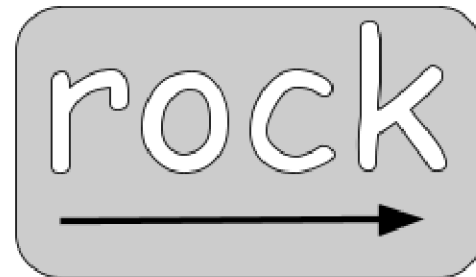
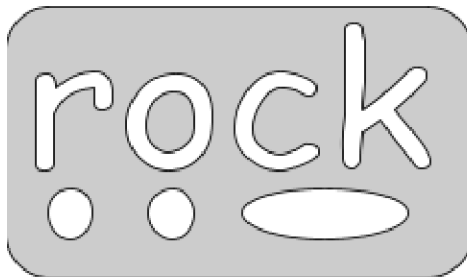
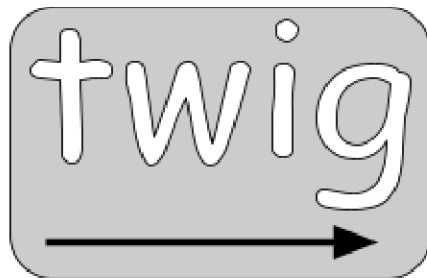
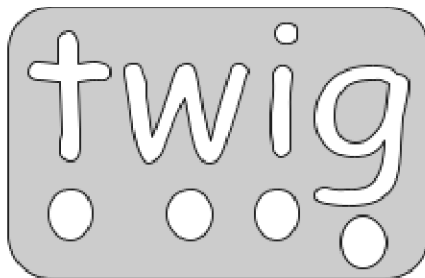
Animal Stories Book 5: Pals

Pre-Reading Worksheets

Your child will practice *CVC* words, the *EE* (long e) spelling, the *AI* (long a) spelling, blends, and the *CK* endings. Your child will practice the high frequency words *no*.

Name: _____

Touch each dot and say the sound the letter(s) represent. Then, touching the arrow, put the sounds together to sound out the word.



Name: _____

Match the word to the picture.

slug

twig

rock

snack



Thank you openclipart.org for the wonderful clipart!

Read, trace, and write the words below.

twig

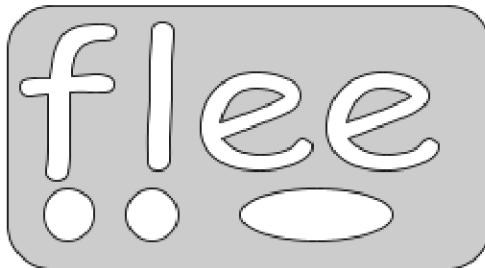
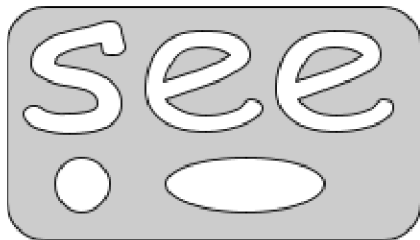
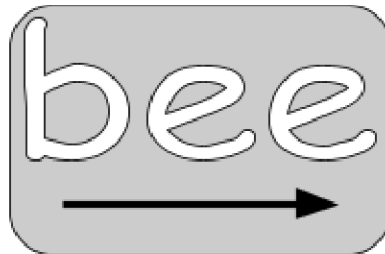
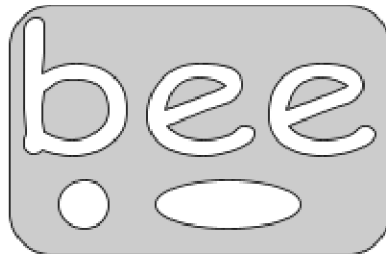
slug

Name: _____

Practice saying the **long e** sound. Use the picture of the mouth as a reference.




EE represents the **long e** sound. Sound out the following words. Color the **EE** in the words.



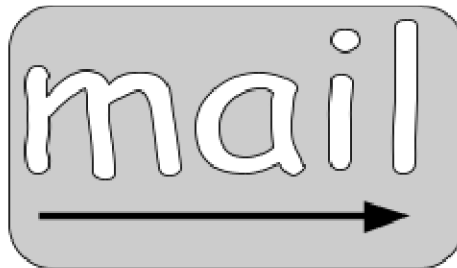




Name: _____

Practice saying the **long a sound**. Use the picture of the mouth as a reference.



AI represents the **long a sound**. Sound out the following words. Color the **AI** in the words.



AY and **AI** are both digraphs that represent the **long a sound**. The **AY** spelling can be used when the last sound in word is a **long a sound**. The **AI** spelling can be used when the middle or beginning sound in a word is a **long a sound**.

Examples: tray....train may....mail say.....sail

Animal Stories Book 5: Pals

Extra Practice Post-Reading Worksheets

Name: _____


Read the short story. Circle all of the **EE** that represent the long **e** sound.

I see the bee on the tree. The bee on the tree is mad. I run and flee! The bee on the tree is glad, and I am glad!



Read the short story. Circle all of the **AI** that represent the long **a** sound.

The mail went on a train. The mail went on a van. The mail went in a mailbox. A snail did look in the mailbox. The snail had mail!



Thank you opencart.org for the wonderful clipart!

Animal Stories Book 5:

Pals

Answers

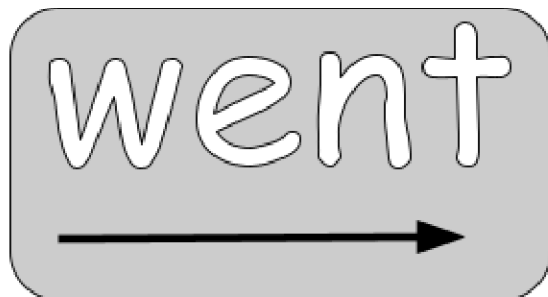

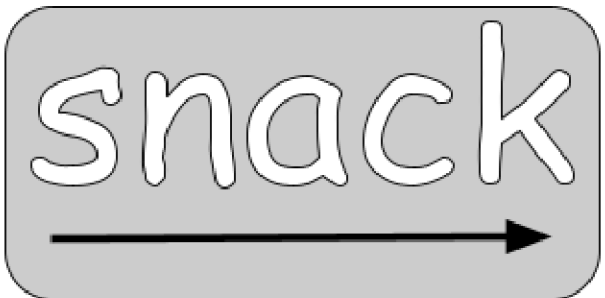

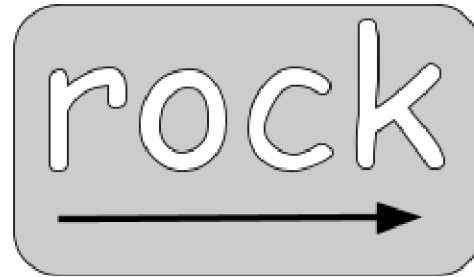
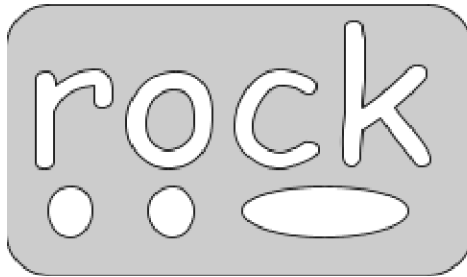
Pre-Reading Worksheets

Your child will practice *CVC* words, the *EE* (long e) spelling, the *AI* (long a) spelling, blends, and the *CK* endings. Your child will practice the high frequency words *no*.

Answers

Name: _____

Touch each dot and say the sound the letter(s) represent. Then, touching the arrow, put the sounds together to sound out the word.



Answers

Name: _____



Match the word to the picture.

slug

twig

rock

snack



Thank you openclipart.org for the wonderful clipart!

Read, trace, and write the words below.

twig twig

slug slug


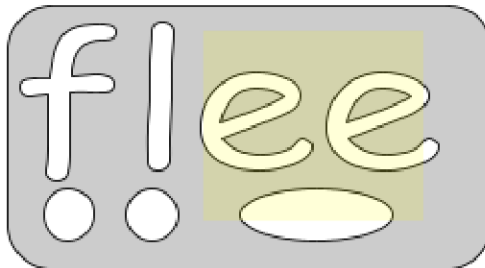
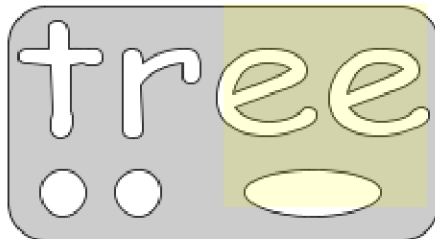

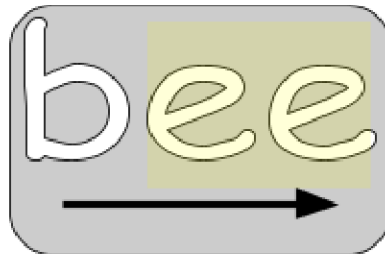
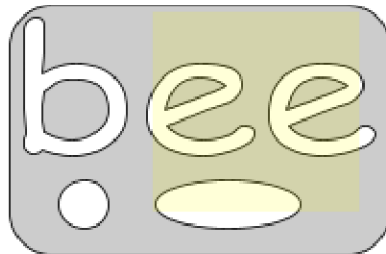
Answers

Name: _____

Practice saying the **long e** sound. Use the picture of the mouth as a reference.




EE represents the **long e** sound. Sound out the following words. Color the **EE** in the words.



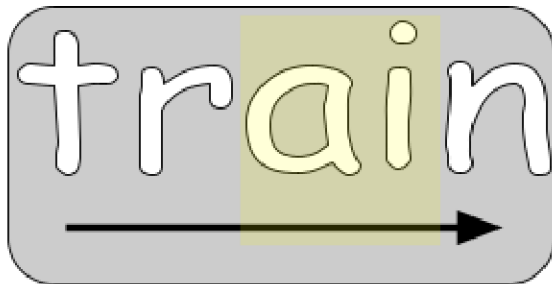

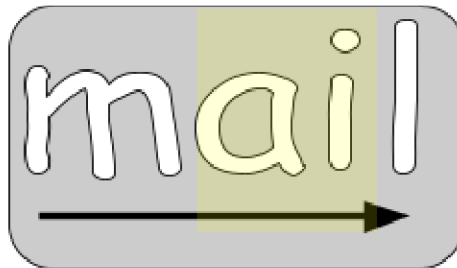
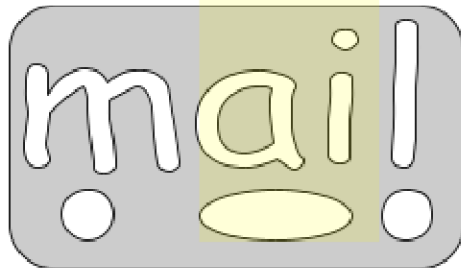
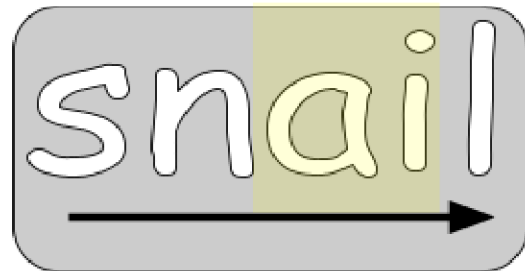
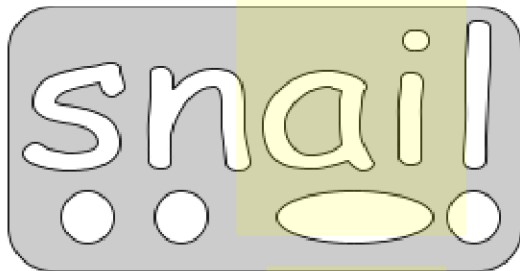
Answers

Name: _____

Practice saying the **long a sound**. Use the picture of the mouth as a reference.



AI represents the **long a sound**. Sound out the following words. Color the **AI** in the words.



AY and **AI** are both digraphs that represent the **long a sound**. The **AY** spelling can be used when the last sound in word is a **long a sound**. The **AI** spelling can be used when the middle or beginning sound in a word is a **long a sound**.

Examples: tray....train may....mail say.....sail

Animal Stories Book 5:

Pals

Answers

Extra Practice

Post-Reading Worksheets

Answers

Name: _____


Read the short story. Circle all of the EE that represent the long e sound.

I see the bee on the tree. The bee on the tree is mad. I run and flee! The bee on the tree is glad, and I am glad!



Read the short story. Circle all of the AI that represent the long a sound.

The mail went on a train. The mail went on a van. The mail went in a mailbox. A snail did look in the mailbox. The snail had mail!



Thank you openclipart.org for the wonderful clipart!